

Rumbo suggestions for fingerings

BCL 1 bar 84: normal fingering for the given G#, tremolo with left hand index finger


BCL 2 bar 29: normal fingering for the given C#, tremolo with both keys 12 and 13 (side B^b and C keys)

bar 117: normal fingering for the given B^b, tremolo with left hand index finger

bar 130:



BCL 3 bar 39:

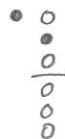


18 = "octave key"
16 = G# key
14 = C# key

bars 120 and 127: see bar 130 for bcl 2

BCL 4 bar 23: normal fingering for the given E, tremolo with key 12 (B^b key)

bar 34:



(find the right overtone with embouchure)

bar 123: normal fingering for the given D, tremolo with key 12 (B^b key)

BCL 5 bar 20:



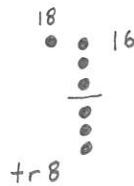
14 = C# key
(find the right overtone with embouchure)

bar 26: normal fingering for the given C, tremolo with left hand index finger

BCL 6 bar 14: see bar 130 for bcl 2

bars 25 and 67: normal fingering for the given E^b, tremolo with left hand index finger

bar 39:



trill with key 8 (G# key)

bar 60: normal fingering for the given B^b, produce overtones up to the D

bar 67: see bar 25

bars 75-76, 77 and 84: multiphonic with overtones

bar 82: normal fingering for the given G#, tremolo with left hand index finger

bar 93: the written melody is played with normal fingerings, tremolo with both keys 12 and 13 (side B^b and C keys)